

N SERIES

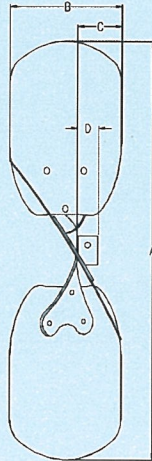
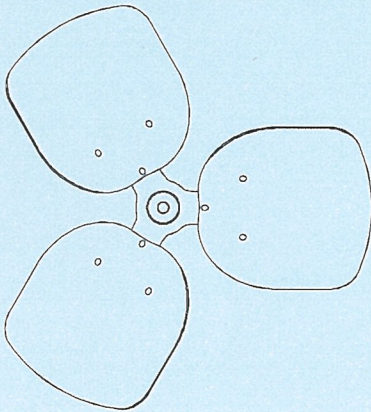
N SERIES

Diameters 10, 12, 14, 16, 18, 20, 22, 24, 26

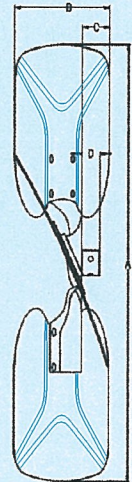
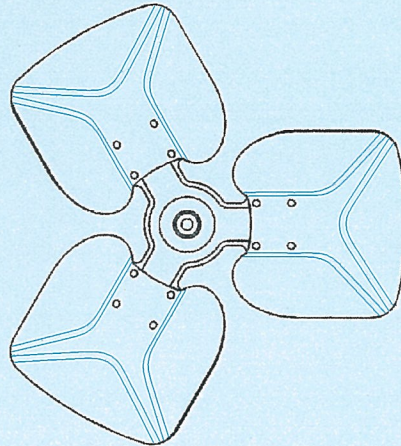
The N series fan meets the need for a fan having excellent pressure characteristics, quiet operation, and low power consumption in the medium size range. Of spider type construction, it is made in diameters from 10" through 26". Sizes above 20" utilize a patented spider which combines light weight with extreme structural strength.

3 Bladed Fan

3 Bladed
(To 20")

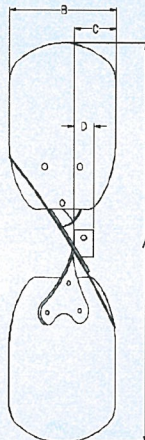
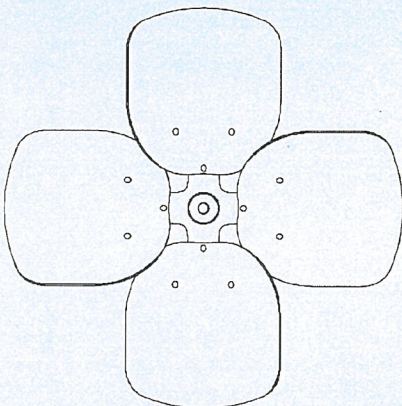


3 Bladed
(Over 20")

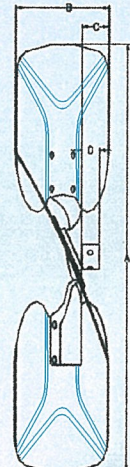
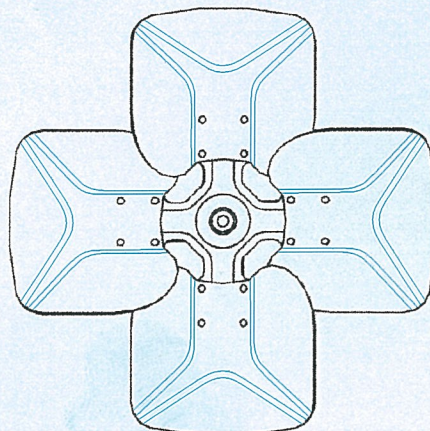


4 Bladed Fan

4 Bladed
(To 20")



4 Bladed
(Over 20")



N SERIES - 3 Bladed

PERFORMANCE CHARTS

| Catalogue Number | Impeller Dimensions In Inches | | | | Standard Bores | Weight In Pounds |
|------------------|-------------------------------|------|------|------|---------------------|------------------|
| | A | B | C | D | | |
| N-1016-3 | 10.00 | 1.54 | .50 | .50 | 1/4, 5/16, 3/8, 1/2 | .31 |
| N-1020-3 | 10.00 | 1.82 | .64 | .50 | 1/4, 5/16, 3/8, 1/2 | .31 |
| N-1024-3 | 10.00 | 2.12 | .79 | .50 | 1/4, 5/16, 3/8, 1/2 | .31 |
| N-1028-3 | 10.00 | 2.40 | .94 | .50 | 1/4, 5/16, 3/8, 1/2 | .31 |
| N-1032-3 | 10.00 | 2.68 | 1.10 | .50 | 1/4, 5/16, 3/8, 1/2 | .31 |
| N-1036-3 | 10.00 | 2.94 | 1.25 | .50 | 1/4, 5/16, 3/8, 1/2 | .31 |
| N-1040-3 | 10.00 | 3.20 | 1.39 | .50 | 1/4, 5/16, 3/8, 1/2 | .31 |
| N-1216-3 | 12.00 | 1.80 | .59 | .50 | 1/4, 5/16, 3/8, 1/2 | .59 |
| N-1220-3 | 12.00 | 2.20 | .79 | .50 | 1/4, 5/16, 3/8, 1/2 | .59 |
| N-1224-3 | 12.00 | 2.58 | .98 | .50 | 1/4, 5/16, 3/8, 1/2 | .59 |
| N-1228-3 | 12.00 | 2.94 | 1.16 | .50 | 1/4, 5/16, 3/8, 1/2 | .59 |
| N-1232-3 | 12.00 | 3.25 | 1.34 | .50 | 1/4, 5/16, 3/8, 1/2 | .59 |
| N-1236-3 | 12.00 | 3.54 | 1.50 | .50 | 1/4, 5/16, 3/8, 1/2 | .59 |
| N-1240-3 | 12.00 | 3.78 | 1.67 | .50 | 1/4, 5/16, 3/8, 1/2 | .59 |
| N-1416-3 | 14.00 | 2.13 | .68 | .625 | 5/16, 3/8, 1/2, 5/8 | 1.03 |
| N-1420-3 | 14.00 | 2.56 | .90 | .625 | 5/16, 3/8, 1/2, 5/8 | 1.03 |
| N-1424-3 | 14.00 | 2.97 | 1.11 | .625 | 5/16, 3/8, 1/2, 5/8 | 1.03 |
| N-1428-3 | 14.00 | 3.38 | 1.33 | .625 | 5/16, 3/8, 1/2, 5/8 | 1.03 |
| N-1432-3 | 14.00 | 3.75 | 1.53 | .625 | 5/16, 3/8, 1/2, 5/8 | 1.03 |
| N-1436-3 | 14.00 | 4.15 | 1.75 | .625 | 5/16, 3/8, 1/2, 5/8 | 1.03 |
| N-1440-3 | 14.00 | 4.50 | 1.94 | .625 | 5/16, 3/8, 1/2, 5/8 | 1.03 |
| N-1616-3 | 16.00 | 2.57 | .87 | .625 | 5/16, 3/8, 1/2, 5/8 | 1.20 |
| N-1620-3 | 16.00 | 3.02 | 1.10 | .625 | 5/16, 3/8, 1/2, 5/8 | 1.20 |
| N-1624-3 | 16.00 | 3.50 | 1.35 | .625 | 5/16, 3/8, 1/2, 5/8 | 1.20 |
| N-1628-3 | 16.00 | 3.95 | 1.59 | .625 | 5/16, 3/8, 1/2, 5/8 | 1.20 |
| N-1632-3 | 16.00 | 4.39 | 1.83 | .625 | 5/16, 3/8, 1/2, 5/8 | 1.20 |
| N-1636-3 | 16.00 | 4.82 | 2.06 | .625 | 5/16, 3/8, 1/2, 5/8 | 1.20 |
| N-1640-3 | 16.00 | 5.22 | 2.27 | .625 | 5/16, 3/8, 1/2, 5/8 | 1.20 |
| N-1816-3 | 18.00 | 2.75 | .88 | 1.00 | 1/2, 5/8 | 2.06 |
| N-1820-3 | 18.00 | 3.30 | 1.18 | 1.00 | 1/2, 5/8 | 2.06 |
| N-1824-3 | 18.00 | 3.84 | 1.44 | 1.00 | 1/2, 5/8 | 2.06 |
| N-1828-3 | 18.00 | 4.36 | 1.72 | 1.00 | 1/2, 5/8 | 2.06 |



N SERIES - 3 Bladed, 4 Bladed

SPECIFICATION CHARTS

| 3 Bladed Catalogue Number | Impeller Dimensions In Inches | | | | Standard Bores | Weight In Pounds |
|---------------------------------|-------------------------------|------|------|------|-------------------|---------------------|
| | A | B | C | D | | |
| N-1832-3 | 18.00 | 4.86 | 1.98 | 1.00 | 1/2, 5/8 | 2.06 |
| N-1836-3 | 18.00 | 5.35 | 2.24 | 1.00 | 1/2, 5/8 | 2.06 |
| N-1840-3 | 18.00 | 5.81 | 2.48 | 1.00 | 1/2, 5/8 | 2.06 |
| N-2016-3 | 20.00 | 3.01 | .98 | 1.00 | 1/2, 5/8 | 1.96 |
| N-2020-3 | 20.00 | 3.63 | 1.32 | 1.00 | 1/2, 5/8 | 1.96 |
| N-2024-3 | 20.00 | 4.24 | 1.64 | 1.00 | 1/2, 5/8 | 1.96 |
| N-2028-3 | 20.00 | 4.84 | 1.92 | 1.00 | 1/2, 5/8 | 1.96 |
| N-2032-3 | 20.00 | 5.37 | 2.20 | 1.00 | 1/2, 5/8 | 1.96 |
| N-2036-3 | 20.00 | 5.92 | 2.48 | 1.00 | 1/2, 5/8 | 1.96 |
| N-2040-3 | 20.00 | 6.46 | 2.75 | 1.00 | 1/2, 5/8 | 1.96 |
| N-2216-3 | 22.00 | 3.34 | .68 | 1.00 | 1/2, 5/8 | |
| N-2220-3 | 22.00 | 4.00 | 1.00 | 1.00 | 1/2, 5/8 | |
| N-2224-3 | 22.00 | 4.65 | 1.36 | 1.00 | 1/2, 5/8 | |
| N-2228-3 | 22.00 | 5.28 | 1.70 | 1.00 | 1/2, 5/8 | |
| N-2232-3 | 22.00 | 5.89 | 2.04 | 1.00 | 1/2, 5/8 | |
| N-2236-3 | 22.00 | 6.47 | 2.38 | 1.00 | 1/2, 5/8 | |
| N-2240-3 | 22.00 | 7.04 | 2.70 | 1.00 | 1/2, 5/8 | |
| N-2416-3 | 24.00 | 3.82 | .77 | 1.00 | 1/2, 5/8 | |
| N-2420-3 | 24.00 | 4.53 | 1.14 | 1.00 | 1/2, 5/8 | |
| N-2424-3 | 24.00 | 5.23 | 1.51 | 1.00 | 1/2, 5/8 | |
| N-2428-3 | 24.00 | 5.90 | 1.88 | 1.00 | 1/2, 5/8 | |
| N-2432-3 | 24.00 | 6.65 | 2.25 | 1.00 | 1/2, 5/8 | |
| N-2436-3 | 24.00 | 7.18 | 2.59 | 1.00 | 1/2, 5/8 | |
| N-2440-3 | 24.00 | 7.78 | 2.90 | 1.00 | 1/2, 5/8 | |
| N-2616-3 | 26.00 | 3.91 | .77 | 1.00 | 1/2, 5/8 | |
| N-2620-3 | 26.00 | 4.61 | 1.14 | 1.00 | 1/2, 5/8 | |
| N-2624-3 | 26.00 | 5.30 | 1.51 | 1.00 | 1/2, 5/8 | |
| N-2628-3 | 26.00 | 5.98 | 1.88 | 1.00 | 1/2, 5/8 | |
| N-2632-3 | 26.00 | 6.65 | 2.25 | 1.00 | 1/2, 5/8 | |
| N-2636-3 | 26.00 | 7.26 | 2.59 | 1.00 | 1/2, 5/8 | |
| N-2640-3 | 26.00 | 7.85 | 2.90 | 1.00 | 1/2, 5/8 | |

| 4 Bladed Catalogue Number | Impeller Dimensions In Inches | | | | Standard Bores | Weight In Pounds |
|---------------------------------|-------------------------------|------|------|-----|---------------------|---------------------|
| | A | B | C | D | | |
| N-1016-4 | 10.00 | 1.54 | .50 | .50 | 1/4, 5/16, 3/8, 1/2 | .39 |
| N-1020-4 | 10.00 | 1.82 | .64 | .50 | 1/4, 5/16, 3/8, 1/2 | .39 |
| N-1024-4 | 10.00 | 2.12 | .79 | .50 | 1/4, 5/16, 3/8, 1/2 | .39 |
| N-1028-4 | 10.00 | 2.40 | .94 | .50 | 1/4, 5/16, 3/8, 1/2 | .39 |
| N-1032-4 | 10.00 | 2.68 | 1.10 | .50 | 1/4, 5/16, 3/8, 1/2 | .39 |
| N-1036-4 | 10.00 | 2.94 | 1.25 | .50 | 1/4, 5/16, 3/8, 1/2 | .39 |
| N-1040-4 | 10.00 | 3.20 | 1.39 | .50 | 1/4, 5/16, 3/8, 1/2 | .39 |
| N-1216-4 | 12.00 | 1.80 | .59 | .50 | 5/16, 3/8, 1/2 | .71 |
| N-1220-4 | 12.00 | 2.20 | .79 | .50 | 5/16, 3/8, 1/2 | .71 |
| N-1224-4 | 12.00 | 2.58 | .98 | .50 | 5/16, 3/8, 1/2 | .71 |
| N-1228-4 | 12.00 | 2.94 | 1.16 | .50 | 5/16, 3/8, 1/2 | .71 |
| N-1232-4 | 12.00 | 3.25 | 1.34 | .50 | 5/16, 3/8, 1/2 | .71 |
| N-1236-4 | 12.00 | 3.54 | 1.50 | .50 | 5/16, 3/8, 1/2 | .71 |
| N-1240-4 | 12.00 | 3.78 | 1.67 | .50 | 5/16, 3/8, 1/2 | .71 |

N SERIES - 4 Bladed

SPECIFICATION CHARTS

| Catalogue Number | Impeller Dimensions In Inches | | | | Standard Bores | Weight In Pounds |
|------------------|-------------------------------|------|------|------|---------------------|------------------|
| | A | B | C | D | | |
| N-1416-4 | 14.00 | 2.13 | .53 | .625 | 5/16, 3/8, 1/2, 5/8 | 1.31 |
| N-1420-4 | 14.00 | 2.56 | .75 | .625 | 5/16, 3/8, 1/2, 5/8 | 1.31 |
| N-1424-4 | 14.00 | 2.97 | .96 | .625 | 5/16, 3/8, 1/2, 5/8 | 1.31 |
| N-1428-4 | 14.00 | 3.38 | 1.18 | .625 | 5/16, 3/8, 1/2, 5/8 | 1.31 |
| N-1432-4 | 14.00 | 3.75 | 1.38 | .625 | 5/16, 3/8, 1/2, 5/8 | 1.31 |
| N-1436-4 | 14.00 | 4.15 | 1.60 | .625 | 5/16, 3/8, 1/2, 5/8 | 1.31 |
| N-1440-4 | 14.00 | 4.50 | 1.79 | .625 | 5/16, 3/8, 1/2, 5/8 | 1.31 |
| N-1616-4 | 16.00 | 2.57 | .72 | .625 | 5/16, 3/8, 1/2, 5/8 | 1.51 |
| N-1620-4 | 16.00 | 3.02 | .95 | .625 | 5/16, 3/8, 1/2, 5/8 | 1.51 |
| N-1624-4 | 16.00 | 3.50 | 1.20 | .625 | 5/16, 3/8, 1/2, 5/8 | 1.51 |
| N-1628-4 | 16.00 | 3.95 | 1.44 | .625 | 5/16, 3/8, 1/2, 5/8 | 1.51 |
| N-1632-4 | 16.00 | 4.39 | 1.68 | .625 | 5/16, 3/8, 1/2, 5/8 | 1.51 |
| N-1636-4 | 16.00 | 4.82 | 1.91 | .625 | 5/16, 3/8, 1/2, 5/8 | 1.51 |
| N-1640-4 | 16.00 | 5.22 | 2.12 | .625 | 5/16, 3/8, 1/2, 5/8 | 1.51 |
| N-1816-4 | 18.00 | 2.75 | .71 | 1.00 | 1/2, 5/8 | 2.11 |
| N-1820-4 | 18.00 | 3.30 | 1.01 | 1.00 | 1/2, 5/8 | 2.11 |
| N-1824-4 | 18.00 | 3.84 | 1.27 | 1.00 | 1/2, 5/8 | 2.11 |
| N-1828-4 | 18.00 | 4.36 | 1.55 | 1.00 | 1/2, 5/8 | 2.11 |
| N-1832-4 | 18.00 | 4.86 | 1.81 | 1.00 | 1/2, 5/8 | 2.11 |
| N-1836-4 | 18.00 | 5.35 | 2.07 | 1.00 | 1/2, 5/8 | 2.11 |
| N-1840-4 | 18.00 | 5.81 | 2.31 | 1.00 | 1/2, 5/8 | 2.11 |
| N-2016-4 | 20.00 | 3.01 | .81 | 1.00 | 1/2, 5/8 | 2.92 |
| N-2020-4 | 20.00 | 3.63 | 1.15 | 1.00 | 1/2, 5/8 | 2.92 |
| N-2024-4 | 20.00 | 4.24 | 1.47 | 1.00 | 1/2, 5/8 | 2.92 |
| N-2028-4 | 20.00 | 4.84 | 1.75 | 1.00 | 1/2, 5/8 | 2.92 |
| N-2032-4 | 20.00 | 5.37 | 2.03 | 1.00 | 1/2, 5/8 | 2.92 |
| N-2036-4 | 20.00 | 5.92 | 2.31 | 1.00 | 1/2, 5/8 | 2.92 |
| N-2040-4 | 20.00 | 6.46 | 2.58 | 1.00 | 1/2, 5/8 | 2.92 |
| N-2216-4 | 22.00 | 3.34 | .68 | 1.00 | 1/2, 5/8 | 3.3 |
| N-2220-4 | 22.00 | 4.00 | 1.02 | 1.00 | 1/2, 5/8 | 3.3 |
| N-2224-4 | 22.00 | 4.65 | 1.36 | 1.00 | 1/2, 5/8 | 3.3 |
| N-2228-4 | 22.00 | 5.28 | 1.70 | 1.00 | 1/2, 5/8 | 3.3 |



N SERIES - 4 Bladed

SPECIFICATION CHARTS

| Catalogue Number | Impeller Dimensions In Inches | | | | Standard Bores | Weight In Pounds |
|------------------|-------------------------------|------|------|------|----------------|------------------|
| | A | B | C | D | | |
| N-2232-4 | 22.00 | 5.89 | 2.04 | 1.0 | 1/2. 5/8 | 3.3 |
| N-2236-4 | 22.00 | 6.47 | 2.38 | 1.00 | 1/2. 5/8 | 3.3 |
| N-2240-4 | 22.00 | 7.04 | 2.70 | 1.00 | 1/2. 5/8 | 3.3 |
| N-2416-4 | 24.00 | 3.82 | .77 | 1.00 | 1/2. 5/8 | 3.52 |
| N-2420-4 | 24.00 | 4.53 | 1.14 | 1.00 | 1/2. 5/8 | 3.52 |
| N-2424-4 | 24.00 | 5.23 | 1.51 | 1.00 | 1/2. 5/8 | 3.52 |
| N-2428-4 | 24.00 | 5.90 | 1.88 | 1.00 | 1/2. 5/8 | 3.52 |
| N-2432-4 | 24.00 | 6.56 | 2.25 | 1.00 | 1/2. 5/8 | 3.52 |
| N-2436-4 | 24.00 | 7.18 | 2.59 | 1.00 | 1/2. 5/8 | 3.52 |
| N-2440-4 | 24.00 | 7.78 | 2.90 | 1.00 | 1/2. 5/8 | 3.52 |
| N-2616-4 | 26.00 | 3.91 | .77 | 1.00 | 1/2. 5/8 | 4.37 |
| N-2620-4 | 26.00 | 4.61 | 1.14 | 1.00 | 1/2. 5/8 | 4.37 |
| N-2624-4 | 26.00 | 5.30 | 1.51 | 1.00 | 1/2. 5/8 | 4.37 |
| N-2628-4 | 26.00 | 5.98 | 1.88 | 1.00 | 1/2. 5/8 | 4.37 |
| N-2632-4 | 26.00 | 6.65 | 2.25 | 1.00 | 1/2. 5/8 | 4.37 |
| N-2636-4 | 26.00 | 7.26 | 2.59 | 1.00 | 1/2. 5/8 | 4.37 |
| N-2640-4 | 26.00 | 7.85 | 2.90 | 1.00 | 1/2. 5/8 | 4.37 |